

LEE BROOM ALCHEMIST



A

lchemist is a lighting collection by Lee Broom which centres on the balance and interconnection of sculptural metal forms containing light. The collection explores ideas around the ancient art of alchemy and turning base metals into noble objects of desire, while also observing its spiritual and mystical connotations. After reading the novel 'The Alchemist' by Paul Coelho, Broom was inspired by the concepts in the book and the idea of alchemy. Broom wanted to create a lighting collection which explored the physical ideas around alchemy while also touching on the metaphysical aspects by referencing themes of astrology, mythology and folklore. Divided into four unique lighting ranges - *Mythos*, *King*, *Solstice* and *Gemini* - the collection spans pendants lights, chandeliers and wall sconces and focuses on the traditional welding of brass, while combining this base metal with glass, acrylic and leather. As with all Lee Broom products, the *Alchemist* collection has been created in house and is produced and assembled in the Lee Broom factory in London, England.






Mythos

Mythos is a brass pendant light formed of two sculptural interconnected links capturing an illuminated glass orb. Suspended from a hand-stitched leather strap which acts as a sling for the links, concealed connections make it almost impossible to determine how the orb generates its illumination. A single link version with braided cable is also available, which can be hung as an individual pendant or suspended in clusters. An elegant surface mounted wall light completes the collection, with a single link cradling an illuminated orb.

Different when viewed from every angle, *Mythos* possesses both linear and curvaceous qualities, allowing the illumination of the sphere to refract in the brass whilst nestled in its curves. Produced in both satin brass and blackened brass, *Mythos* is distinguished by its classic character and its innovative form.

When creating this light fixture, Broom looked to multiple references including the Greek mythological tale of Prometheus bound to his chains, and The Golden Chain of Homer. This renaissance alchemical text gives insight into the idea that all creation, no matter what its nature, is closely interconnected and that one thing relates to the next. These references, along with Egyptian jewellery dating back to antiquity, influenced the intention of the connecting links of *Mythos*.



Above, Mythos Wall Light. Left, Mythos Pendant



Solstice

Solstice references the prehistoric monument Stonehenge and its spiritual rituals around the Summer and Winter Solstices. Stonehenge was built in England around 5000 years ago to align with the sun on the Solstices. Archaeologists, geologists and mathematicians have speculated around the purpose of the stone circles, however, its mystical and spiritual connotations have remained a key rationale for its existence as a monument of energy and light.

The illuminated opal glass globe of *Solstice* alludes to the sun, and the square brass structure which encases the globe references the monolithic form of the stone. Taking cues from 1960s lighting design, *Solstice* is where mid-century meets midsummer.

Created as a single pendant, multiple fixtures can also be connected together to create a tower of light comprising of two or of three globes. And just as the earth rotates and the sun moves with the celestial sphere, each *Solstice* can be rotated creating your own heavenly formation.

Constructed from brushed brass in a classic or blackened finish, *Solstice* has also been imagined as a wall light which stands elegantly poised as it meets the surface of the wall.





Above, Solstice Pendant Lights. Left, Solstice Wall Light



Gemini

Gemini explores the classic characteristics of the astrological sign identified by the twins Castor and Pollux from Greek mythology as well as serving a nod to the equipment, crucibles and flasks used in alchemical workshops.

This elegant light fixture is a piece of two opposing halves which connect asymmetrically to create one linear illuminated product. To be hung horizontally or vertically, *Gemini* is formed of an illuminated capsule which is sliced and shifted to reveal a brushed brass fascia, sharing similar characteristics to Broom's iconic *Crescent Light* where every element of construction is hidden.

Referencing the refinement of art deco, combined with inventive modernism, the appeal of *Gemini* lies in the beauty of its balance and the simplicity of its lines. *Gemini* can be installed in multiples, expanding horizontally and vertically to create bespoke constellations of light with extensive adaptations.





Above, Gemini Horizontal. Right, Gemini Horizontal & Vertical




King

King is a majestic chandelier of significant proportions which intersects the boundaries of art and design. *King* is formed of individual brushed metal leaves which have been folded, tapered and brushed by hand to create multiple tiered rings, each concealing a hidden illuminated glow which envelopes the golden leaves, casting shadows and light.

A sculpture in its own right, *King* was originally envisioned around the character of the King of Salem in 'The Alchemist' book and the legend of King Arthur, hence its crown-like appearance. Its medieval characteristics have been fused with a semblance of brutalism, which makes *King* striking when dimmed and resplendent when illuminated.

Produced in two stately sizes including a diameter 90cm (35 ³/₈ in) and an even grander diameter 120cm (47 ¹/₂ in) fixture, *King* is the crowning glory of the *Alchemist* collection.



Above, King details. Left, King Large illuminated

T

he Alchemist resonated with me on many levels. It occurred to me that we designers and artists are also alchemists, physically creating something from nothing that has function, beauty and purpose. And at the core, I always design primarily from a place of emotion, which emphasises the notion that everything is connected, physically and spiritually. These stories from mythology and folklore are rich with drama and intrigue. They become a great source of inspiration and knowledge and the stories still resonate and influence the world today. They are metaphors for life.

Lee Broom



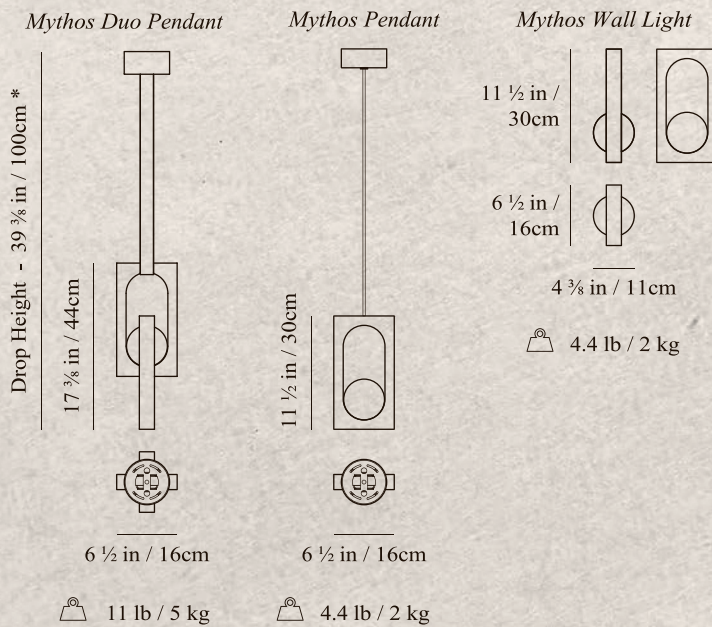
Alchemist Collection

Mythos



Mythos Duo Pendant, blackened brass *Mythos Pendant, brushed brass* *Mythos Wall Light, brushed brass*

Dimensions & Weight



Materials & Finishes

Opal glass, leather and brass with brushed or blackened finish



Voltage & Illumination

Mythos Duo Pendant:
Mains 110-130V or 220-240V
Supplied with G4 3W LED bulb 2700K

Mythos Pendant & Wall Light:
Mains 110-130V or 220-240V
Supplied with G9 3W LED bulb 2700K

Information

Mythos Duo Pendant

Supplied with an LED driver integrated within the canopy.
Canopy: Ø 4 3/4 x H. 2 3/8 in - Ø 12cm x H. 6cm.
Suspension: Brown leather strap - non-adjustable height.
* Drop heights available in three standard heights:
- 39 3/8 in (100cm), 78 1/2 in (200cm) and 118 1/8 in (300cm)

Mythos Pendant

Canopy: Ø 4 3/4 x H. 2 in - Ø 12cm x H. 5cm.
Suspension: 118 1/8 in (300cm) adjustable cord with gold/brown fabric outer.

Mythos Wall Light

Supplied with mounting plate for flush fitting to wall.

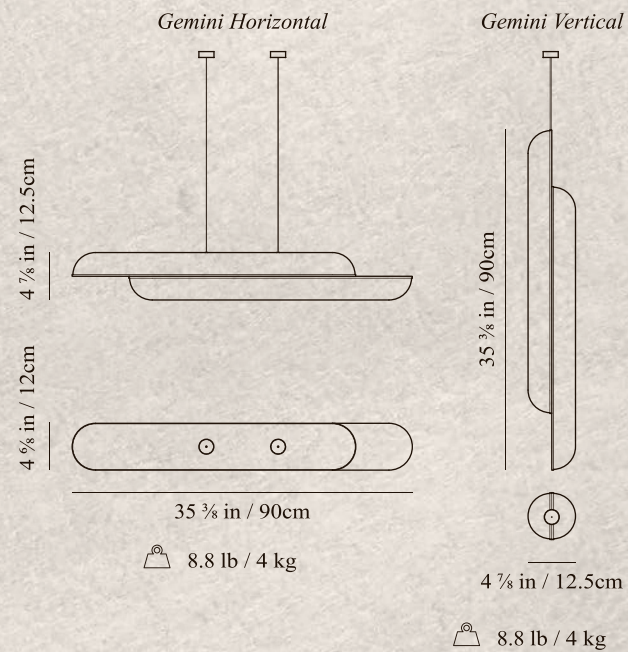
Additional plate included for 110-130V customers to cover outlet box. Please contact your sales representative for more information.

Gemini



Gemini Horizontal *Gemini Vertical*

Dimensions & Weight



Materials & Finishes

Opal acrylic and brushed brass

Voltage & Illumination

24V DC, 40W, 2700K

Information

Supplied with mini canopies - 2x included with horizontal, 1x with vertical. Requires remote LED driver installation.

Large canopy with integrated LED driver is also available separately.

Canopies with matching brushed brass finish.

Mini canopy: Ø 1 3/8 x H. 3/8 in - Ø 4cm x H. 1.5cm.
Large canopy: Ø 9 7/8 x H. 1 1/8 in - Ø 25cm x H. 6cm.
Suspension: 118 1/8 in (300cm) adjustable cords.

Alchemist Collection


Solstice



Solstice Pendant, blackened brass *Solstice Duo Pendant, blackened brass* *Solstice Trio Pendant, blackened brass*

Materials & Finishes

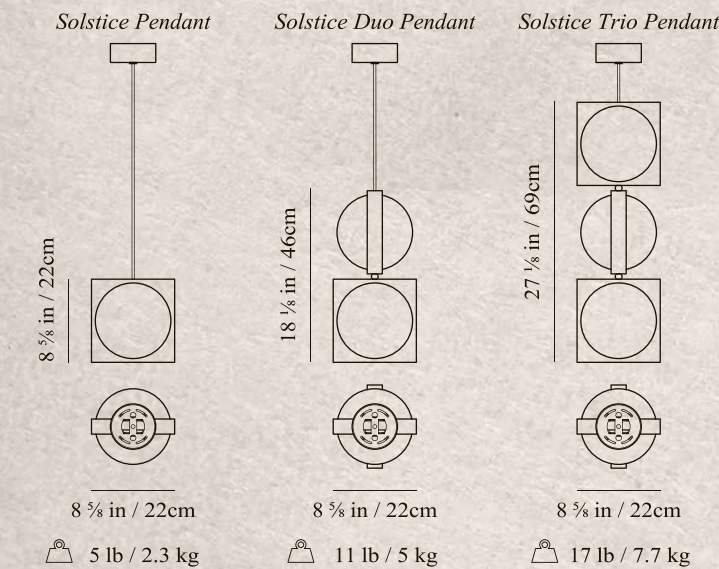
Opal glass & brass with brushed or blackened finish



Voltage & Illumination

Mains 110-130V or 220-240V
Supplied with E26/E27 5W LED bulb(s) 2700K

Dimensions & Weight



Information

Each module of Solstice Duo and Trio pendants can be rotated as desired up to 90°.

Canopy: Ø 4 3/4 x H. 2 in - Ø 12cm x H. 5cm.
Suspension: 118 1/8 in (300cm) adjustable cord with gold/brown fabric outer.

Wall Light supplied with mounting plate for flush fitting to wall.

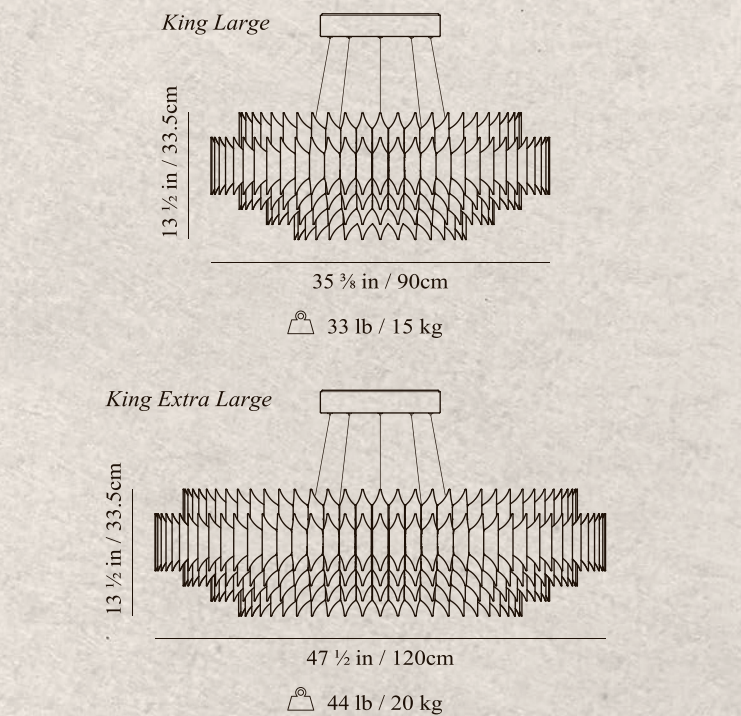
Additional plate included for 110-130V customers to cover outlet box. Please contact your sales representative for more information.

King



King Large, brushed gold

Dimensions & Weight



Materials & Finishes

Aluminium with brushed gold finish.

Voltage & Illumination

Mains 110-130V or 220-240V, 3000K
86W (King Large), 126W (Extra Large)

Information

Supplied with an LED driver integrated within the canopy.

Canopy: Ø 12 3/8 x H. 2 3/8 in - Ø 32cm x H. 6cm.
Suspension: 5x tensile wire, adjustable height

LEE BROOM

London Showroom
95 Rivington Street, London, EC2A 3AY
Tel: +44 207 820 0742
info@leebroom.com

New York Showroom
Showroom by private appointment: NY10013
Tel: 212 804 8477
sales@leebroom.com

[@leebroom](#)
www.leebroom.com

Photography by Arthur Woodcroft